

# balfour |



**balfourgradzilla.com**

TX 806-705-7842

OK 405-876-6767

School Name: \_\_\_\_\_

Student Name: \_\_\_\_\_

Street: \_\_\_\_\_ City: \_\_\_\_\_

State/Zip: \_\_\_\_\_ Graduation Year: \_\_\_\_\_

Parent Email: \_\_\_\_\_ Phone: \_\_\_\_\_



Ring (or senior package) total: \_\_\_\_\_

Metal upgrade: \_\_\_\_\_

Tax(10%): \_\_\_\_\_


Delivery: \$15

Total: \_\_\_\_\_

Scan to  
order  
your  
package



balfourgradzilla.com




Scan to see all  
side design  
options



Balfour Sides



Gradzilla Sides



# RING ORDER FORM

**STEP 1** Standard Ring see page 1 Ultimate Ring see page 2

Choose Design Number : \_\_\_\_\_

**STEP 2** (grad year)

Side 1 Text: \_\_\_\_\_

**STEP 3** see pages 3-4 (standard ring = mascot)

Side 1 Design : \_\_\_\_\_

**STEP 4** (name)

Side 2 Text : \_\_\_\_\_

**STEP 5** see pages 3-4 (standard ring = education shield)

Side 2 Design : \_\_\_\_\_

**STEP 6** →

Choose Stone Color(s): \_\_\_\_\_

**STEP 7**

Faceted



Sunburst



Circle Stone Cut Choice

Metal Choice: (\$70 for black or sterling silver or \$300 for gold plated rings):

\$ \_\_\_\_\_ (optional

Metal Choice \_\_\_\_\_

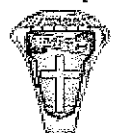
**STEP 8** Finger Size: \_\_\_\_\_

**STEP 9** Engraving: \_\_\_\_\_

Top Details: \_\_\_\_\_

**STEP 10**

No Antique



Antique

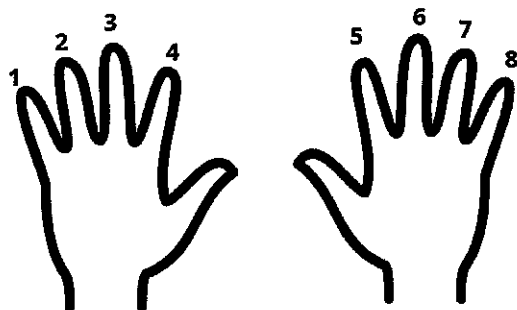


Circle Antique Choice

Top Details: \_\_\_\_\_

Top Details: \_\_\_\_\_

Top Initials: \_\_\_\_\_



**STEP 11** Finger Number: \_\_\_\_\_

## Stone Colors

Garnet



Amethyst



Aquamarine



White Spinel



Emerald



Alexandrite



Ruby



Peridot



Sapphire



Rose-Zircon



Topaz



Blue-Zircon



Onyx



Blue Fire



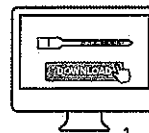
Padparadscha Orange



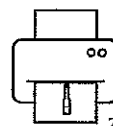
## Ring Sizing Made Easy

(We recommend letting us size your finger on order day or by a professional jeweler)


- 1 **Download** the ring sizing template.  
(or cut out the one printed below)



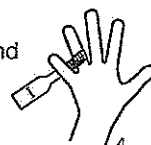
- 2 **Print** it.



- 3 **Cut** it out.



- 4 **Wrap** it around your finger.



- 5 **Find** your size.



**Don't have a printer? Don't worry.**

Here are steps to do it without the printed template.

\* Cut a string that is about 6 inches long.

\* Fold the string around the base of the finger, just below the knuckle.

\* Mark where the string ends with a pen.

\* Place the measured string on the ruler with the area marked on your right.

\* The number closest to the pen mark is the circumference of the ring in millimeters.

